

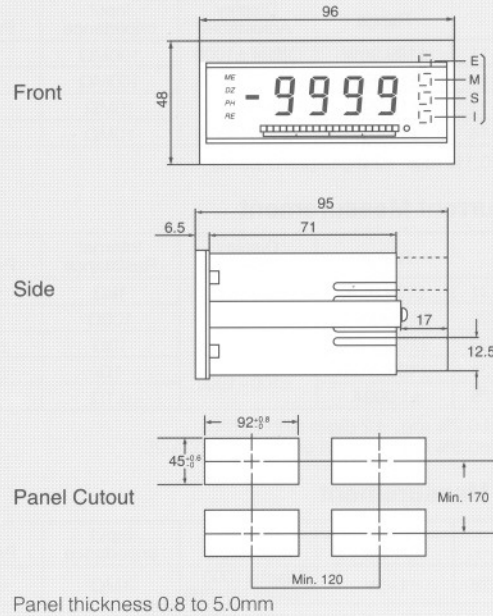
### \*Bargraph - Display



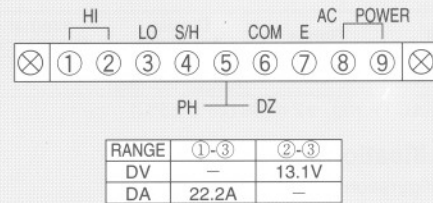
### ■ Features

- Digital Scaling Function
  - EEPROM back up (10 years)
  - Provided Bargraph
  - Selectable Digital Zero or Peak Hold
  - Selectable Option Output
- BCD (TTL or Opencollector) / Analog (4-20mA or 0-10V) / RS232 / RS485

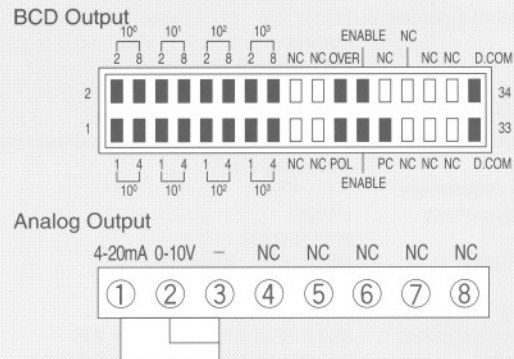
### ■ Dimensions



### ■ Connection Diagram




### ■ Connection Diagram for Option



### RS232C



### RS485



### ■ DC Voltage Measurement

Code	Range	Display	Input Impedance	Input Protection
DV	13	Offset ± 9999	1MΩ	±250V
	1V	Fullscale ±0-9999	1MΩ	±250V

Accuracy: ±0.03% rdg ±2 digit (23°C ± 5°C, 45 to 75%RH)

### ■ DC Current Measurement

Code	Range	Display	Internal Resistance	Input Protection
DA	22	Offset ± 9999	51Ω	±70mA
	2A	Fullscale ±0-9999	51Ω	±70mA

Accuracy: ±0.1% of rdg + 2 digit (23°C ± 5°C, 45 to 75%RH)

### ■ Specifications

**Input Configuration:** Single Ended  
**Operation Method:** Dual Slope A/D Conversion  
**Conversion Rate:** 12.5 time/sec. (50 Hz) or 15 time/sec. (60 Hz)  
**Normal Mode Rejection:** More than NMR 50 dB (50/60 Hz)  
**Display:** Red LED, 14.2 mm 4 digit  
**Bargraph Display:** Red LED, Scale division 22 dot  
**Polarity:** A "-" is displayed automatically  
**Overrange Indication:** When input exceeds the maximum display, oL or -oL flashes  
**Max. Display:** ±9999  
**Decimal Point:** Settable to any digit position  
**Zero Display:** Leading zero suppression  
**External Control:** Hold; COM terminal and S/H terminal shorted or level "0"  
 Start; COM terminal and S/H terminal opened or level "1"  
 Digital Zero; COM terminal and DZ terminal shorted or level "0", goes to zero just before display value and memory  
 Peak Hold ;  
 Valley Hold ; COM terminal and PH terminal shorted or level "0"

Peak Vally Hold; (Settable by switch)  
 Digital zero and Peak hold are selectable internal switch "0" level; less than 1.5 V  
 "1" level; 3 to 5 V input current less than 2 mA  
**Memory Back-up:** EEPROM (More than 100,000 time rewrite) about 10 years  
**Operating Temp:** 0 to 50°C 35 to 85%RH (no condensation)  
**Storage Temp:** -10 to 70°C less than 60%RH  
**Power Supply:** 90 to 132 V AC (50/60 Hz)  
 180 to 264 V AC (50/60 Hz) Selectable internal switch  
 3 VA (TYP)  
**Power Consumption:** 3 VA (TYP)  
**Dimensions:** 96 mm (W) x 48 mm (H) x 95 mm (D) DIN size  
**Weight:** Approx. 300 g  
**Dielectric Strength:** Between Input terminal and Earth, COM 500 V DC/min.  
 Between Input terminal and Output terminals 500 VDC/min. (BCD:D.COM, ANALOG: -, RS:SG) Between power supply terminal and input terminals, COM, case, 1500 V AC/min.  
 Between Input terminal and Output terminals, 1500 VAC/min. (BCD: D. COM, ANALOG: -, RS:SG)  
**Insulation Resistance:** 500 V DC more than 100 Mohm at above terminals  
**Dielectric Noise:** Power supply terminal normal/common mode ±1500 V  
**Accessory:** Instruction manual, unit label, cover for terminal, setting procedure

### Memory Back-up:

### Operating Temp:

### Storage Temp:

### Power Supply:

### Power Consumption:

### Dimensions:

### Weight:

### Dielectric Strength:

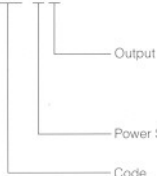
### Insulation Resistance:

### Dielectric Noise:

### Accessory:

### ■ Ordering Code

AS-154-□□-□□



- 1. None
  - 2. BCD (Open collector)
  - 3. BCD (TTL)
  - 4. RS485
  - 5. RS232C
  - 6. ANALOG (4 - 20 mA)
  - 7. ANALOG (0 - 10 V)
- 1. 90 - 132 V AC
  - 2. 180 - 264 V AC
- DV (13, 1 V)
  - DA (22, 2 A)

Example: AS-154-DV-21