

# SETPPOINT COMPARATOR

## AM-342

Sales, Service, Technical support

Topac Inc.

101 Derby St., Hingham MA 02043 USA

www.topac.com, sales@topac.com

Tel: 781 740 8778 Fax: 781 740 8779

\*HH, HI, LO, LL, Setpoint



### DC Voltage Measurement (CE)

Code	Range	Display Adjustable	Input Impedance	Input Protection
DV	11	±99.99mV	100MΩ	±250V
	12	±999.9mV		
	13	±9.999V	1MΩ	±250V
	14	±99.99V		
	15	±700.0V	10MΩ	±700V
	1V	1-5V		

Accuracy: ±0.03% rdg ±2 digit (23°C ±5°C)

### DC Current Measurement (CE)

Code	Range	Display Adjustable	Internal Resistance	Input Protection
DA	23	±9.999mA	10Ω	±150mA
	24	±99.99mA		
	25	±999.9mA	0.1Ω	±3A
	2A	4-20mA		

Accuracy: ±0.1% rdg ±2 digit (23°C ±5°C)  
±0.3% rdg ±2 digit for only 25 range

### AC Voltage Measurement (TRUE-RMS)

Code	Range	Display Adjustable	Input Impedance	Input Protection
AV	13	0-9.999V	1MΩ	300V
	14	0-99.99V		
	15	0-700.0V	10MΩ	700V

Accuracy: ±0.3% rdg ±5 digit (23°C ±5°C)

### AC Current Measurement (TRUE-RMS)

Code	Range	Display Adjustable	Internal Resistance	Input Protection
AA	24	0-99.99mA	1Ω	500mA
	25	0-999.9mA		
	26	0-5.000A	(CT)	10A

Accuracy: ±0.5% rdg ±10 digit (23°C ±5°C)

### Specifications

Input Configuration: Single Ended  
 Conversion Rate: 12.5 times/sec (50Hz) or 15 times/sec (60Hz)  
 Normal Mode Rejection: NMR 50dB or more (50/60Hz)  
 Display: LED, 14.2mm (Red)  
 Polarity: A "-" is displayed automatically  
 Overrange Indication: When input exceeds the maximum display, display 0L or -0L  
 Max. Display: ±9999  
 Decimal Point: Settable to any digit position  
 Zero Display: Leading zero suppression  
 External Control: Hold, Start, Digital Zero, Peak, Valley Hold  
 Operating Temp.: 0-50°C 35-85% RH  
 Power Supply: AC90-132V  
 AC180-264V  
 DC 24V±20%(only of DV, DA)  
 Power Consumption: Approx. 2.5VA  
 Dimensions: 36(H)×72(W)×118(D)mm DIN size  
 Weight: Approx. 260g  
 Dielectric Strength: Input/Earth DC500V  
 Input terminals/COM, relay output DC500V  
 Power supply/COM, Case, Relay AC1500V/min.  
 Insulation Resistance: DC500V 100MΩ at above terminals  
 Comparative Control System: Microcomputer  
 Setting Range: -9999 to 0 to +9999

### Features

- Can change range by front sheet switch
- Conversion rate 12.5 times/sec (50Hz) or 15 times/sec (60Hz)
- Peak hold, Valley hold, Peak-valley hold, digital zero available
- HH, HI, LO, LL setpoints
- Bright LED, 14.2mm (Red)

Comparative Condition: Indication > High high set point → HH  
 High high set point ≥ Indication > High set point → HI  
 High set point ≥ Indication > Low set point → GO  
 Low set point ≥ Indication ≥ Low low set point → LO  
 Low low set point > Indication → LL

Relay Contact Capacity: AC250V 0.2A resistive load  
 AC120V 0.5A resistive load  
 DC28V 1A resistive load

Photo Coupler output: Sink Current Max. 20mA, less than 1.2V

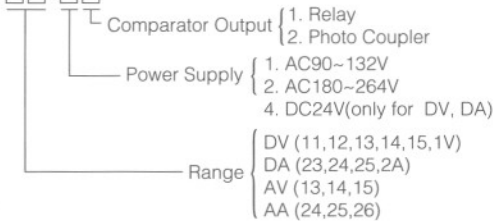
Hysteresis: 1-999 digit each set point

External Control: Reset

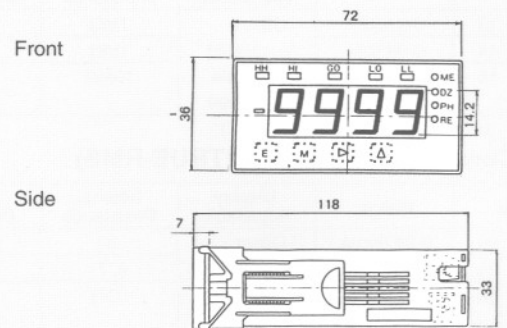
Memory Back up: EEPROM

### Ordering Code

AM-342 - □ □ - □ □



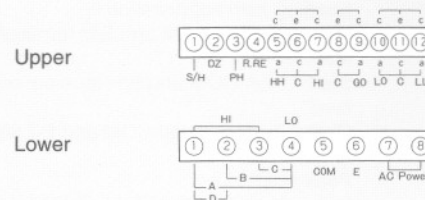
### Dimensions



### Panel Cutout

Panel thickness 0.8 to 5.0mm

### Connection Diagram



RANGE	A (1-2)	B (3-4)	C (5-6)	D (7-8)
DV	15, 14	13, 1V	12, 11	-
DA	25	24	23, 2A	-
AV	15	14	13	-
AA	-	-	24	25, 26

Comparator